



## A SIMPLE GUIDE TO DRAWING HOUSES

Marissa Villescas  
*Art and Illustration*

@MARVILL\_ILLUSTRATIONS  
WWW.MARISSAVILLESICAS.COM

ARTIST AND ILLUSTRATOR OF TINY WORLD AND FLORA LANE HOUSES

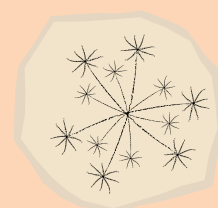
EVERYONE DESERVES A SAFE PLACE TO DRAW HOME

# WHY DRAW HOME?



Home is more than a roof and four walls.  
It's the feeling of belonging — the light in a window, the  
smell of bread baking, the sound of laughter in a room.

When we draw houses, we're not just creating buildings.  
We're remembering what comfort looks like, imagining  
what peace could be, and celebrating the small spaces  
that hold our stories.



So whether your home is a cottage in the woods, an  
apartment on a busy street, or a mushroom house for a  
tiny traveler — this is your invitation to draw what home  
feels like to you.



“Drawing a house is  
like drawing hope —  
one window at a time.”










# GATHER YOUR TOOLS

You don't need fancy art supplies — just curiosity  
and a bit of imagination.  
Here's what you'll need to get started:


## Checklist:

-  Pencil and eraser
-  Fine liner or pen (optional for outlining)
-  Watercolors, markers, or colored pencils
-  Paper or sketchbook
-  A comfy chair, good light, and maybe a warm drink  
(I like Coffee and Tea)




“Your tools don't have to be perfect —  
even a napkin sketch counts.”






# LET'S DRAW



Every home begins with simple shapes — a square for the base, a triangle for the roof, a rectangle for the door. Keep it playful, don't worry about straight lines. Think of stacking shapes like building blocks.

Basic Shapes — Start with squares, triangles, rectangles.





“Most houses begin as simple shapes stacked together.”





# ADD THE ROOF

Flat, slanted, or curved — each roof gives your house a personality.




Try a cottage roof, a tall narrow one, or even a mushroom cap!

# WINDOWS AND DOORS



"The eyes and heart of a house."  
Windows are the eyes of a house.  
Doors are its heart.

.



*n venia  
urna nunc m. as. Phasellu  
ger vulputate dignissim nit  
bibendum malesu  
auris quis orci auct  
intera nis!*

Add shutters, curtains, flower  
boxes — little signs of life







# DETAILS MAKE IT YOU

Add Personality — Chimneys, lights, vines, mailboxes, tiny fences, or even a cat in the window — these small touches tell a story.



"There's no wrong way to draw home — just your way."



# COLOR AND TEXTURE

Now bring it to life. Use color to express mood: warm tones for cozy, cool tones for calm.

Don't worry about being realistic — your house can be pink with teal hearts if that's what feels like home.

Use textures, like wood grain, rock, brick, and moss






# YOUR TURN!


Now it's time to build your own little world.


Draw a house that feels like home to you.  
It can be a place you live, a home you dream of, or one that only exists in your imagination.



 Draw your childhood home.

 Design a house for a snail, bird, or butterfly.


 Create your dream cottage — what's growing outside?

 What does a winter or summer home look like to you?

# LITTLE SECRETS FOR HAPPY HOUSES




## Tips List:


 Don't erase too much — imperfection gives charm.

 Use color to show mood.



 Think about who lives inside your house.

 Add something whimsical — a ladder to the sky or a butterfly doorbell, or even a huge flower like I do.

 Try drawing from a photograph, you don't need to memorize how to draw everything. — what details stand out?

"Sometimes the crooked lines tell the most whimsical stories."



# LET'S DRAW HOME – TOGETHER!



When you finish your house, share it so we can  
celebrate together.

Tag your drawing on Instagram with  
**#LetsDrawHome** and  
**@marvill\_illustrations**

You might even see your home featured on Flora  
Lane in my imaginary land called Tiny World!



# WELCOME HOME

Every line you draw is a doorway — a tiny opening to wonder, safety, and joy.  
Thank you for drawing with me.

Wherever life takes you, may you always find — or create — a place that feels like Home.



With love,  
Marissa


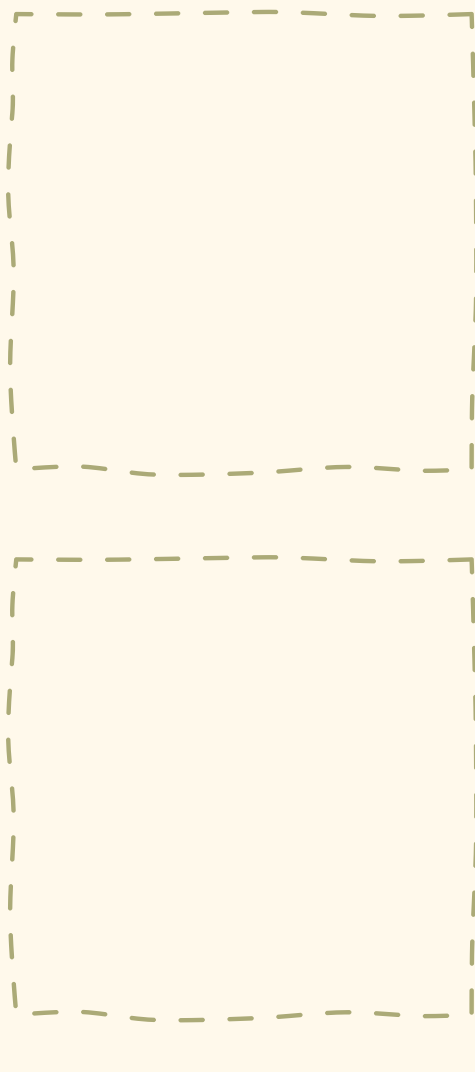


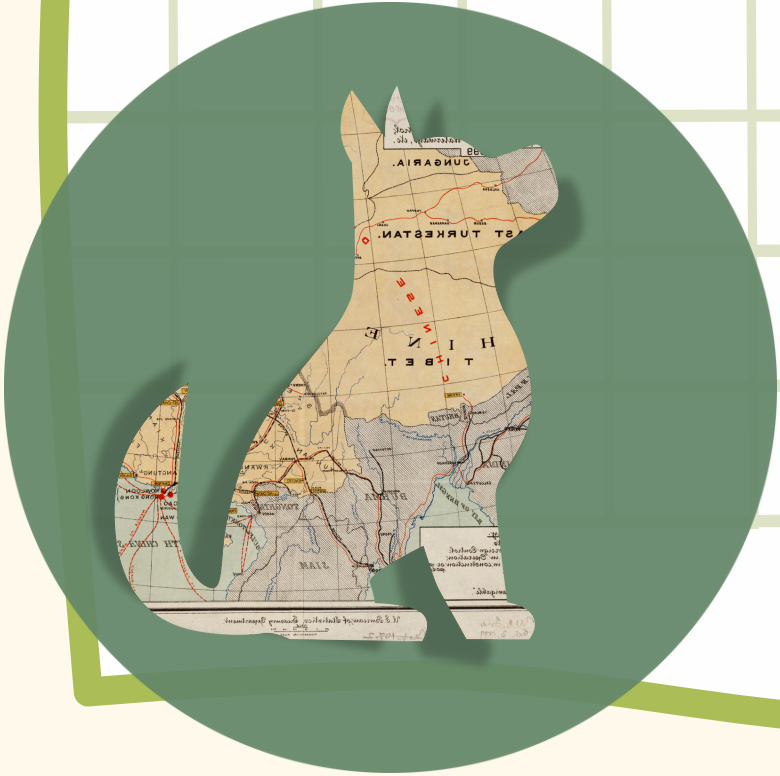


[www.marissavillescas.com](http://www.marissavillescas.com)





i take this opportunity  
write you a few lines to inquire  
our health i hope you are in  
alth i miss you very much  
it i hope the time will  
when you will be re

# SKETCH PAD



# ARTIST NOTES:

## TINY WORLD AND THE HOUSES I DRAW



I started drawing houses during a time when I was moving around and didn't have one. I dreamed. We were wandering through the west and I was looking for HOME.

Each roof, window, and crooked chimney became a way to hope — to create belonging on paper when it was hard to find in life.

That's how my Tiny World was born.

It's a place filled with cozy homes for birds, bees, butterflies, and bears — a place where everyone belongs, no matter how small.

When you draw your own house, you become part of that world too.

So whether your door opens to a sunflower garden, a seaside view, or a kitchen full of laughter and family — you're building a tiny corner of hope right here with me.

In nearly all of my illustrations, the theme of home runs like an invisible thread.

Home—or the idea of it—is something we carry within us: the moments, the memories, and the love that shape who we are. Shelter is a universal need, but home is something deeper—it's the place where we carve out belonging in the world. You can feel it in the coziness of familiar streets, the gardens that bloom on windowsills and in backyards, and in the quiet details that fill our days: the colors, the keepsakes, the little corners of life that hold meaning.

Through my work, I try to capture the soul of that feeling—what it means to truly feel at home. I believe with all my heart that everyone deserves a safe place to call home: a space to laugh, love, sleep, eat, gather, create, study, nourish, breathe, venture out into the world, and return to—again and again.

**I draw home—the hum  
of bees, the glow of  
windows, the tiny,  
beautiful moments of  
belonging.**

